




Motivating Your Child to Succeed

Early Childhood Education: Grades Pre-K to 3



WHAT YOUR CHILD SHOULD KNOW


PK • Kindergarten • First Grade • Second Grade • Third Grade

Buffalo Public School
Department of Elementary Teaching & Learning

Dr. James A. Williams, Superintendent
Anne Botticelli, Associate Superintendent, Elementary Teaching & Learning
Dr. Kathleen Fennie, Supervisor, Elementary Teaching & Learning



Motivating Your Child to Succeed



What Every PK Child Should Know & Learn

■ When A Child Enters PK, He/She Should Know:

- His/ Her First and Last Name
- The First and Last Name of His/Her Parent or Guardian
- Address
- Phone Number
- Birthday
- How To Listen Attentively To Stories
- Parts of Books
- How To Verbalize Letters, Numbers and Basic Words
- That Words Go On A Page
- How Words Accompany Pictures
- How To Speak In Complete Sentences (Oral Language Development)
- How To Use Language To Express And Describe Thoughts, Feelings and Ideas
- How To Re-Tell A Story (Sequencing)
- Color Recognition


■ Literacy Skills Taught in PK:

- Letter Recognition (A - Z)
- Color and Number Words
- Phonemic Awareness (Rhyming, Songs, Poems, Letter Sounds)
- Print Awareness (Grouping Letters To Form Words)
- Beginning Sounds




Motivating Your Child to Succeed

- Identifying The Meaning of Content-Specific Vocabulary
- Comparing and Contrasting Three Elements In A Story
- Linking New Experiences and Vocabulary With Prior Knowledge
- Applying New Vocabulary In Various Contexts (Transfer Of Learning)
- Listening Skills (Following Directions, Routines, Engaging In Conversation)
- Environmental Print
- Emergent Writing (Inventive Spelling)





Motivating Your Child to Succeed



What Your Kindergartener Should Know & Learn

■ When A Child Enters Kindergarten, He/She Should Know:

- Letter Recognition (A – Z)
- Color and Number Words
- Phonemic Awareness (Rhyming, Songs, Poems, Letter Sounds)
- Print Awareness (Grouping Letters To Form Words)
- Beginning Sounds
- Identifying The Meaning of Content-Specific Vocabulary
- Comparing and Contrasting Three Elements In A Story
- Linking New Experiences and Vocabulary With Prior Knowledge
- Applying New Vocabulary In Various Contexts (Transfer Of Learning)
- Listening Skills (Following Directions, Routines, Engaging In Conversation)
- Environmental Print
- Emergent Writing (Inventive Spelling)


■ Literacy Skills Taught in Kindergarten:

- Expansion Of Oral Language And Vocabulary Development
- Express Ideas Clearly
- Listen With Comprehension
- Follow Directions
- Review Letter Recognition And Sounds
- Use Of Phonics To Decode Words
- Recognize Color Words And Number Words (One To Ten)




Motivating Your Child to Succeed

- Understand The Use Of The Calendar (Days And Months Of The Year)
- Reinforcement Of Print Awareness And Parts Of The Book (Author, Illustrator, Cover, Title Page, Print Is Read Left-To-Right)
- Re-Tell A Story And Identify Characters (Beginning, Middle And End)
- Writing Conveys Meaning (Speech To Print)
- Emergent Writing (Inventive Spelling)
- A Motivation To Read





Motivating Your Child to Succeed



What Your 1st Grader Should Know & Learn

When A Child Enters 1st Grade, He/She Should Know:

- How to Speak in Complete Sentences to Explain Ideas Clearly
- Listening Skills (Following Directions, Listening to Stories Read Aloud, Engaging in Conversation)
- Letter Recognition and Sounds
- Use of Phonics to Decode Words
- Basic Sight Words (e.g. and, the, I, me, you)
- Recognition of Color Words/Number Words (One to Thirty)
- Print Awareness
- Parts of A Book :Author, Illustrator, Cover, Title Page, Print is Read Left-To-Right)
- How to Re-tell a Story and Identify Characters (Beginning, Middle, End)
- That Writing Conveys Meaning (Speech Into Print)
- Have Motivation to Read

Literacy Skills Taught in 1st Grade:

- Letter-Sound Correspondences Including Consonants and Short and Long Vowels
- Decode Grade Level Words Using Knowledge of Root Words, Prefixes, Suffixes, Verb Endings, Plurals, Contractions and Compounds
- Identify Parts of a Book and Their Purposes Including Author, Illustrator, Title Page, Table of Contents, and Chapter Headings
- Sight-Read 300-500 Words Including Sight and Decodable Words
- Study Antonyms, Synonyms, and Homonyms to Learn New Grade Level Vocabulary
- Use of a Dictionary To Learn the Meanings of Words




Motivating Your Child to Succeed

- Use Comprehension Strategies (Predict/Confirm, Reread, Self-Correct, Ask Questions) to Comprehend Text
- Summarize Main Ideas from Informational Texts
- Show Interest in Reading a Range of Grade Level Texts Including Stories, Folktales, Fairy Tales, Poems and Informational Text
- How to Write Compositions and Begins to Use the Writing Process
- Attend to a Listening Activity for a Specified Period of Time
- Speak for Different Purposes (Share Ideas or Information, Retell a Story, Dramatize an Experience or Event) Literacy





Motivating Your Child to Succeed



What Your 2nd Grader Should Know & Learn

■ When A Child Enters 2nd Grade, He/She Should Know:

- Letter-Sound Correspondences Including Long and Short Vowels
- How to Decode Grade Level Words Using Knowledge of Root Words, Prefixes, Suffixes, Verb Endings, Plurals, Contractions and Compounds
- Parts of a Book: Author, Illustrator, Title Page, Table of Contents and Chapter Headings
- Sight-Read 300-500 Words Including Decodable Words
- How to Use Antonyms, Synonyms, and Homonyms, Learn New Grade Level Vocabulary
- How to Use a Dictionary to Learn the Meanings of Words
- Use of Comprehension Strategies (Predict/Confirm, Reread, Self-Correct, Ask Questions) to Comprehend Text)
- How to Summarize Main Ideas from Informational Text
- How to Write Compositions, and Begins to Use the Writing Process
- Attend to a Listening Activity for a Specified Period of Time
- Speak for Different Purposes (Share Ideas for Information, Retell a Story, Dramatize an Experience or Event)


■ Literacy Skills Taught in 2nd Grade:

- Decode Grade Level Words Using Knowledge of Word Structure (Roots, Prefixes, Suffixes, Verb Endings, Plurals, Contractions and Compounds)
- Identify Book Parts and their Purposes :Author, Illustrator, Title Page, Table of Contents, Index and Chapter Headings
- Sight-Read Grade Level and High-Frequency Words




Motivating Your Child to Succeed

- Study Antonyms, Synonyms and Homonyms to Learn New Grade Level Vocabulary
- Use of a Dictionary To Learn the Meanings of Words
- Compare and Contrast Similarities and Differences Among Characters and Events Across Stories
- Compare and Contrast Similarities and Differences in Information from More Than One Informational Text
- Summarize Main Ideas and Supporting Details, Both Orally and in Writing
- Read Independently and Silently
- Attend to a Listening Activity for a Specified Period of Time
- Use Grade Level Vocabulary to Communicate Ideas, Emotions, or Experiences for Different Purposes (Share Ideas about Personal Experience, Books or Writing)
- Write Compositions Using the Writing Process (Logical Order and Use Paragraphs to Organize Topics)





Motivating Your Child to Succeed



What Your 3rd Grader Should Know & Learn

■ When A Child Enters 3rd Grade, He/She Should Know

- How to Decode Grade-Level Words Using Knowledge of Word Structure
- Identify Book Parts and Their Purposes : Author, Illustrator, Title Page, Table of Contents, Index and Chapter Headings
- Sight-Read Grade Level and High-Frequency Words
- How to Use Antonyms, Synonyms and Homonyms to Learn New Grade Level Vocabulary
- How to Use a Dictionary to Learn the Meanings of Words
- How to Compare and Contrast Similarities and Differences Among Characters and Events Across Stories
- How to Compare and Contrast Similarities and Differences in Information From More Than One Informational Text
- How to Summarize Main Ideas and Supporting Details, Both Orally and In Writing
- How to Read Independently and Silently
- How to Write Compositions Using the Writing Process (Write Sentences In Logical Order and Use Paragraphs to Organize Topics)
- How to Attend to a Listening Activity for a Specified Period of Time
- How to Use Grade Level Vocabulary to Share Ideas About Personal Experience, Books or Writing


■ Literacy Skills Taught in 3rd Grade:

- Decode Grade-Level Words Using Knowledge of Word Structure (Roots, Prefixes, Suffixes, Verb Endings, Plurals, Contractions and Compounds)



Motivating Your Child to Succeed

- Sight-Read Grade Level, High-Frequency Words and Content Words
- Vary Language According to Purpose (e.g. Conversation with Peers, Presentation to Adults)
- Use of Complete Sentences, Correct Verb Tense, Age-Appropriate Vocabulary
- How to Identify Book Parts and Their Purposes Including Author, Illustrator, Title Page, Table of Contents, Index and Chapter Headings
- Use a Dictionary to Learn the Meanings of Words and a Thesaurus to Identify Synonyms and Antonyms
- Use Knowledge of Story Structure (Character, Plot, and Events) To Comprehend Text
- Summarize Main Ideas and Details of Informational Text Orally and In Writing Process
- Explain the Difference Between Fact and Fiction (Reality/Fantasy)
- Read Independently and Silently, Including Longer Fiction and Non-Fiction Books
- Write Stories and Reports Using the Writing
- Take Notes to Record Data, Facts, and Ideas
- Write Literary Response Essays that Describe Plot, Setting and Characters, Personal Opinion, and Contrast/Comparison of Information from Various Literature
- Present a Short Oral Report Using at Least Two Sources of Information
- Use Logical Order In Presentation
- Attend to a Listening Activity for a Specified Period of Time





Motivating Your Child to Succeed



HELPING YOUR CHILD TO LEARN

Every step a child takes toward learning to read leads to another. Bit by bit, the child builds the knowledge that is necessary for being a reader. Over their first 6 years, most children:

- Talk and listen.
- Listen to stories read aloud.
- Pretend to read.
- Learn how to handle books.
- Learn about print and how it works.
- Identify letters by name and shape.
- Identify separate sounds in spoken language.
- Write with scribbles and drawing.
- Connect single letters with the sounds they make.
- Connect what they already know to what they hear read.
- Predict what comes next in stories and poems.
- Connect combinations of letters with sounds.
- Recognize simple words in print.
- Sum up what a story is about.
- Write individual letters of the alphabet.
- Write words.
- Write simple sentences.
- Read simple books.
- Write to communicate.
- Read simple books.

Children can take more than one of these steps at the same time. This list of steps, though, gives you a general idea of how your child will progress toward reading.



Motivating Your Child to Succeed

Talking and Listening

Scientists who study the brain have found out a great deal about how we learn. They have discovered that babies learn much more from the sights and sounds around them than we thought previously. You can help your baby by taking advantage of her hunger to learn.

From the very beginning, babies try to imitate the sounds that they hear us make. They "read" the looks on our faces and our movements. That's why it is so important to talk, sing, smile, and gesture to your child. Hearing you talk is your baby's very first step toward becoming a reader, because it helps her to love language and to learn words.

As your child grows older, continue talking with her. Ask her about the things she does. Ask her about the events and people in the stories you read together. Let her know you are listening carefully to what she says. By engaging her in talking and listening, you are also encouraging your child to think as she speaks. In addition, you are showing that you respect her knowledge and her ability to keep learning.

Reading To Your Child

Imagine sitting your baby in your lap and reading a book to him for the first time. How different from just talking! Now you're showing him pictures. You point to them. In a lively way, you explain what the pictures are. You've just helped your child take the next step beyond talking. You've shown him that words and pictures connect. And you've started him on his way to understanding and enjoying books. While your child is still a baby, reading aloud to him should become part of your daily routine. Pick a quiet time, such as just before you put him to bed. This will give him a chance to rest between play and sleep. If you can, read with him in your lap or snuggled next to you so that he feels close and safe. As he gets older, he may need to move around some as you read to him. If he gets tired or restless, stop reading. Make reading aloud a quiet and comfortable time that your child looks forward to. Chances are very good that he will like reading all the more because of it.



Motivating Your Child to Succeed

Try to spend at least 30 minutes each day reading to and with your child. At first, read for no more than a few minutes at a time, several times a day. As your child grows older, you should be able to tell if he wants you to read for longer periods. Don't be discouraged if you have to skip a day or don't always keep to your schedule. Just get back to your daily routine as soon as you can. Most of all, make sure that reading stays fun for both of you!

What Does It Mean?

From the earliest days, talk with your child about what you are reading. You might point to pictures and name what is in them. When he is ready, have him do the same. Ask him, for example, if he can find the little mouse in the picture, or do whatever is fun and right for the book. Later on, as you read stories, read slowly and stop now and then to think aloud about what you've read. From the time your child is able to talk, ask him such questions about the story as, "What do you think will happen next?" or "Do you know what a palace is?" Answer his questions and, if you think he doesn't understand something, stop and talk more about what he asked. Don't worry if you occasionally break the flow of a story to make clear something that is important. However, don't stop so often that the child loses track of what is happening in the story.

Look for Books!

The books that you pick to read with your child are very important. If you aren't sure of what books are right for your child, ask a librarian to help you choose titles. Introduce your child to books when he/she is a baby. Let him/her hold and play with books made just for babies: board books with sturdy cardboard covers and thick pages; cloth books that are soft and washable, touch-and-feel books, or lift-the-flap books that contain surprises for your baby to discover. Choose books with covers that have big, simple pictures of things that she sees every day. Don't be upset if at first your child chews or throws a book. Be patient. Cuddling with the child as you point to and talk with great excitement about the book's pictures will soon



Motivating Your Child to Succeed

capture her interest. When your baby becomes a toddler, she will enjoy helping to choose books for you to read to him/her.

As your child grows into a preschooler and kindergartner, the two of you can look for books that have longer stories and more words on the pages. Also look for books that have repeating words and phrases that she can begin to read or recognize when she sees them. By early first grade, add to this mix some books designed for beginning readers, including some books that have chapters and some books that show photographs and provide true information rather than make-believe stories.

Keep in mind that young children most often enjoy books about people, places, and things that are like those they know. The books can be about where you live or about parts of your culture, such as your religion, your holidays, or the way that you dress. If your child has special interests, such as dinosaurs or ballerinas, look for books about those interests.

From your child's toddler years through early first grade, you also should look for books of poems and rhymes. Remember when your baby heard your talking sounds and tried to imitate them? Rhymes are an extension of that language skill. By hearing and saying rhymes, along with repeated words and phrases, your child learns about spoken sounds and about words. Rhymes also spark a child's excitement about what comes next, which adds fun and adventure to reading.

Show Your Child That You Read

When you take your child to the library, check out a book for yourself. Then set a good example by letting your child see you reading for yourself. Ask your child to get one of his/her books and sit with you as you read your book, magazine, or newspaper. Don't worry if you feel uncomfortable with your own reading ability. It's the reading that counts. When your child sees that reading is important to you, he/she may decide that it is important to him/ her, too.



Motivating Your Child to Succeed

Learning about Print and Books

Reading together is a perfect time to help a late toddler or early preschooler learn what print is. As you read aloud, stop now and then and point to letters and words; then point to the pictures they stand for. Your child will begin to understand that the letters form words and that words name pictures. He will also start to learn that each letter has its own sound—one of the most important things your child can know when learning to read.

By the time children are 4, most have begun to understand that printed words have meaning. By age 5, most will begin to know that not just the story but the printed words themselves go from left to right. Many children will even start to identify some capital and small letters and simple words.

In late kindergarten or early first grade, your child may want to read on his own. Let him! But be sure that he wants to do it. Reading should be something he is proud of and eager to do and not a lesson.

How Does a Book Work?

Children are fascinated by how books look and feel. They see how easily you handle and read books, and they want to do the same. When your toddler watches you handle books, she begins to learn that a book is for reading, not tearing or tossing around. Before she is 3, she may even pick one up and pretend to read, an important sign that she is beginning to know what a book is for. As your child becomes a preschooler, she is learning that:

- A book has a front cover.
- A book has a beginning and an end.
- A book has pages.
- A page in a book has a top and a bottom.
- You turn pages one at a time to follow the story.



Motivating Your Child to Succeed

- You read a story from left to right of a page.

As you read with your 4- or 5-year-old, begin to remind her about these things. Read the title on the cover. Talk about the picture on the cover. Point to the place where the story starts and, later, where it ends. Let your child help turn the pages. When you start a new page, point to where the words of the story continue and keep following the words by moving your finger beneath them. It takes time for a child to learn these things, but when your child does learn them, she has solved some of reading's mysteries.

Early Efforts To Write

Writing and reading go hand in hand. As your child is learning one, he/she is learning the other. You can do certain things to make sure that he gets every opportunity to practice both. When he/she is about 2 years old, for example, give your child crayons and paper and encourage him to draw and scribble. He/she will have fun choosing which colors to use and which shapes to make. As he/she holds and moves the crayons, he/she will also develop muscle control. When he/she is a late toddler or early preschooler, he/she will become as eager to write as he is to read.

Your preschool child's scribbles or drawings are his first writing. He/she will soon begin to write the alphabet letters. Writing the letters helps your child learn about their different sounds. His/her very early learning about letters and sounds gives him ideas about how to begin spelling words. When he/she begins writing words, don't worry that he doesn't spell them correctly. Instead, praise him/her for his efforts! In fact, if you look closely, you'll see that he's made a pretty good try at spelling a word for the first time. Later on, with help from teachers (and from you), he/she will learn the right way to spell words. For the moment, however, he has taken a great step toward being a writer.



Motivating Your Child to Succeed

Reading in Another Language

If your child's first language is not English, she can still become an excellent English reader and writer. He/she is on her way to successful English reading if she is beginning to learn many words and is interested in learning to read in her first language. You can help by supporting him/her in his/her first language as she learns English. Talk with him/her, read with him/her, encourage him/her to draw and write. In other words, do the same kinds of activities just discussed, but do them in your child's first language.

When your child first enters school, talk with him/her teacher. Teachers welcome such talks. They even have sign-up times early in the year, though usually you may ask for a meeting at any time. If you feel that you need some support in meeting with the teacher, ask a relative, neighbor, or someone else in your community to go with you.

When you do meet, tell the teacher the things that you are doing at home to strengthen your child's speaking and reading in her own language. Let the teacher know how important your child's reading is to you and ask for support for your efforts. Children who can switch back and forth between languages have accomplished something special. They should be praised and encouraged as they work for this achievement.